



XVIII Campeonato de Natación de las Islas del Caribe 2010
18th Caribbean Islands' Swimming Championship



Natación / Swimming

Resumen de Puntos / Points Standings

Despues de todos los eventos / After all Events

| Lugar Rank | Equipo Team | | Mujeres Women | Hombres Men | Total |
|------------|----------------------------|------------|---------------|-------------|-------------|
| 1 | Trinidad y Tobago | TRI | 568 | 733 | 1301 |
| | Infantil B | | 155 | 138 | 293 |
| | Juvenil A | | 42 | 204 | 246 |
| | Juvenil B | | 216 | 189 | 405 |
| | Mayores | | 155 | 202 | 357 |
| 2 | Cuba | CUB | 522 | 754 | 1276 |
| | Infantil B | | 146 | 178 | 324 |
| | Juvenil A | | 111 | 179 | 290 |
| | Juvenil B | | 166 | 196 | 362 |
| | Mayores | | 99 | 201 | 300 |
| 3 | Bahamas | BAH | 323 | 255 | 578 |
| | Infantil B | | 23 | 67 | 90 |
| | Juvenil A | | 101 | 31 | 132 |
| | Juvenil B | | 29 | 63 | 92 |
| | Mayores | | 170 | 94 | 264 |
| 4 | Barbados | BAR | 376 | 100 | 476 |
| | Infantil B | | 143 | 57 | 200 |
| | Juvenil A | | 207 | 25 | 232 |
| | Juvenil B | | 24 | 0 | 24 |
| | Mayores | | 2 | 18 | 20 |
| 5 | Jamaica | JAM | 166 | 187 | 353 |
| | Infantil B | | 26 | 40 | 66 |
| | Juvenil A | | 52 | 77 | 129 |
| | Juvenil B | | 88 | 70 | 158 |
| 6 | Aruba | ARU | 194 | 118 | 312 |
| | Infantil B | | 30 | 31 | 61 |
| | Juvenil A | | 119 | 53 | 172 |
| | Juvenil B | | 12 | 34 | 46 |
| | Mayores | | 33 | 0 | 33 |
| 7 | Surinam | SUR | 100 | 155 | 255 |
| | Infantil B | | 32 | 47 | 79 |
| | Juvenil A | | 0 | 32 | 32 |
| | Juvenil B | | 36 | 50 | 86 |
| | Mayores | | 32 | 26 | 58 |
| 8 | Antillas Holandesas | AHO | 20 | 207 | 227 |
| | Infantil B | | 12 | 24 | 36 |
| | Juvenil A | | 0 | 69 | 69 |
| | Juvenil B | | 8 | 114 | 122 |
| 9 | Bermudas | BER | 167 | 38 | 205 |







XVIII Campeonato de Natación de las Islas del Caribe 2010
18th Caribbean Islands' Swimming Championship

Natación / Swimming



Resumen de Puntos / Points Standings

Despues de todos los eventos / After all Events

| Lugar Rank | Equipo Team | | Mujeres Women | Hombres Men | Total |
|------------|-----------------------|----------------------------------------------------------------------------------------------|---------------|-------------|------------|
| 9 | Bermudas |  BER | 167 | 38 | 205 |
| | Juvenil A | | 17 | 0 | 17 |
| | Juvenil B | | 21 | 0 | 21 |
| | Mayores | | 129 | 38 | 167 |
| 10 | Islas Vírgenes |  ISV | 72 | 49 | 121 |
| | Infantil B | | 14 | 13 | 27 |
| | Juvenil B | | 58 | 36 | 94 |
| 11 | Santa Lucía |  LCA | 23 | 23 | 46 |
| | Juvenil A | | 0 | 19 | 19 |
| | Juvenil B | | 23 | 3 | 26 |
| | Mayores | | 0 | 1 | 1 |
| 12 | Granada |  GRN | 30 | 14 | 44 |
| | Infantil B | | 19 | 7 | 26 |
| | Juvenil B | | 11 | 0 | 11 |
| | Mayores | | 0 | 7 | 7 |